


# THUNDERBIRDS™ ARE GO

## FINGER HEROES

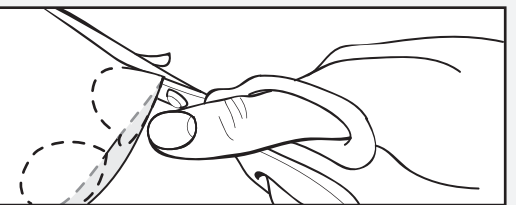
### SCOTT


#### HOW TO MAKE YOUR FINGER HERO:

 Cut along the dotted lines with scissors, then cut out holes for your fingers using a craft knife

 **Be careful! Ask a grown-up for help**

 Act out your favourite scenes from **Thunderbirds Are Go**



 Alternatively, gently fold along the grey lines and use a pair of scissors to cut out the holes